


Would You Rather...

PERSUASIVE WRITING WORKSHEETS

Body Edition



CREATED BY THE WORD NERD



Table Of CONTENTS

In this resource you will find...

03

Instructions + Link

04

CCSS ELA Standards

5 – 8

Writing Critique + Rubric Sheets

09

Student Tip Sheet

10

Link + Question List/Brain Break Sheet

11–21



Student Writing Prompt Sheets

22

Would You Rather Line Up (future topics)

23

More Resources



TAKEAWAYS

Even silly prompts (“Would you rather have pizza every day or ice cream every day?”) still help students practice the serious structure of argumentative writing—without the intimidation of “real” essay topics. This lowers the stakes while reinforcing core skills.

WE WANT STUDENTS TO BE ABLE TO:

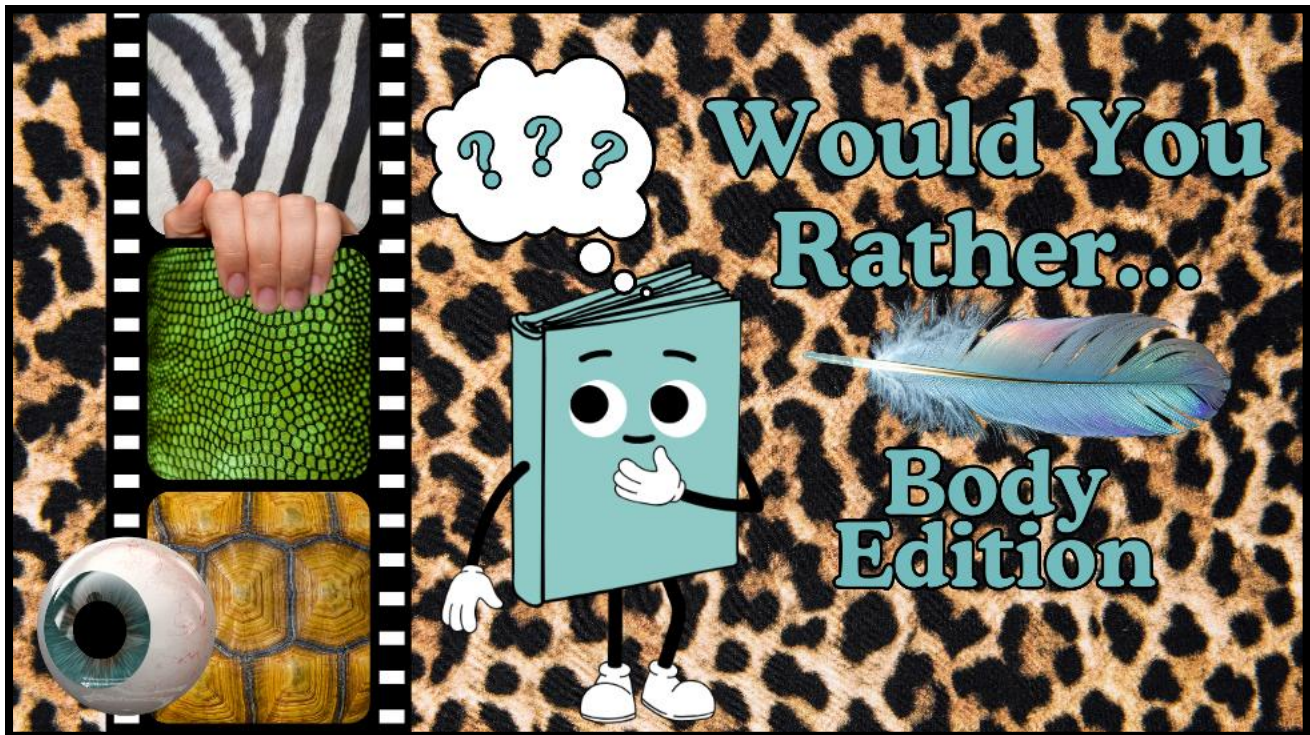
- Choosing a side → Making a clear claim.
- Backing it up → Giving 2-3 strong reasons with evidence or examples.
- Using transitions → Showing relationships between ideas.
- Acknowledging the other side → Strengthening their argument.
- Concluding clearly → Wrapping up their reasoning in a persuasive way.



**SPARK STUDENT
ENGAGEMENT -
START WITH THE VIDEO!**



Video Link



CREATED BY THE WORD NERD

STANDARDS IN ACTION

W.6.1 – Write arguments to support claims with clear reasons and relevant evidence.

- Students should learn to:
 - Make a claim → choose one option in their “Would You Rather?”
 - Give reasons → explain why they chose it.
 - Use evidence/examples → support their reasoning with logic, facts, or even life experience.
 - Acknowledge the other side → briefly explain why someone might choose differently, and why their choice is stronger.

W.6.1a – Introduce claims clearly, organize reasons and evidence.

- Skill Focus: Write an introductory sentence that states their choice.
- Ex: “I would rather be a ballerina than a weightlifter because it fits my personality and challenges me in new ways.”

W.6.1b – Support claim(s) with clear reasons and relevant evidence.

- Skill Focus: Develop 2–3 strong reasons with examples or explanations.
- Ex: “Dancing allows me to express myself creatively, and it’s also excellent exercise.”

W.6.1c – Use words, phrases, and clauses to clarify relationships among claims, reasons, and evidence.

- Skill Focus: Use transition words like for example, in addition, because, however, and therefore to guide readers.

W.6.1d – Establish and maintain a formal style.

- Skill Focus: Write in a clear, academic voice (not “texting language”), even if the topic is silly.
- Ex: “I’d choose...” instead of “Because it’s cool.”

W.6.1e – Provide a concluding statement or section.

- Skill Focus: Wrap up by restating the claim and leaving a final thought.
- Ex: “For these reasons, being a ballerina would be a better fit for me than being a weightlifter.”



GEMS AND OPPORTUNITIES



My Name:

Name of classmate I am reviewing:

Date:

Title of Piece/Date Written



GEMS

LIST SEVERAL THINGS THE WRITERS DOES WELL

- *
- *
- *
- *
- *
- *
- *

OPPORTUNITIES



LIST OPPORTUNITIES FOR THE WRITER TO IMPROVE

- *
- *
- *
- *
- *
- *
- *

FINAL COMMENTS

WRITE ANY FINAL COMMENTS OR FEEDBACK HERE:



My Name:

Name of classmate I am reviewing:

Date:

My Name:

Name of classmate I am reviewing:

Date:

Title of Piece/Date Written

Title of Piece/Date Written

 **GEMS**

LIST SEVERAL THINGS THE WRITERS DOES WELL

-
-
-
-
-
-

OPPORTUNITIES 

LIST OPPORTUNITIES FOR THE WRITER TO IMPROVE

-
-
-
-
-
-

FINAL COMMENTS

WRITE ANY FINAL COMMENTS OR FEEDBACK HERE:

 **GEMS**

LIST SEVERAL THINGS THE WRITERS DOES WELL

-
-
-
-
-
-

OPPORTUNITIES 

LIST OPPORTUNITIES FOR THE WRITER TO IMPROVE

-
-
-
-
-
-

FINAL COMMENTS

WRITE ANY FINAL COMMENTS OR FEEDBACK HERE:



Use this rubric to first communicate your writing expectations to students and then to evaluate the writing products they create. Students and/or peers can also use this rubric to self/peer score/evaluate the pieces of writing.

The rubric can be found at the bottom of each prompt for easy access for both you and your students. There is also a page with 3 rubrics to print and cut for use with this or other writing tasks.

I assign 2 points if the task was completed and done well, 1 if the task was attempted but not mastered, and 0 if the task was not attempted at all.

Task	0	1	2
Follows the prompt and stays on topic			
Uses correct grammar/capitalization/punctuation			
Thoughts are clearly presented and easy to follow			
Length is appropriate			
Format is correct (letter, fiction story, news article, diary entry, etc.)			

Total Points = ___/10

Again, the Writing CCSS routinely covered and practiced with these prompts include:

W 6-8.2, W 6-8.3, W 6-8.4, W 6-8.5, W 6-8.9, W 6-8.10

Task	0	1	2
Follows the prompt and stays on topic			
Uses correct grammar/capitalization/punctuation			
Thoughts are clearly presented and easy to follow			
Length is appropriate			
Format is correct (letter, fiction story, news article, diary entry, etc.)			

Total Points = ___/10

Comments:

Task	0	1	2
Follows the prompt and stays on topic			
Uses correct grammar/capitalization/punctuation			
Thoughts are clearly presented and easy to follow			
Length is appropriate			
Format is correct (letter, fiction story, news article, diary entry, etc.)			


Total Points = ___/10

Comments:

Task	0	1	2
Follows the prompt and stays on topic			
Uses correct grammar/capitalization/punctuation			
Thoughts are clearly presented and easy to follow			
Length is appropriate			
Format is correct (letter, fiction story, news article, diary entry, etc.)			

Total Points = ___/10

Comments:



BUILD YOUR CASE

You've made your choice... now it's time to convince someone else to agree with you! Use this organizer to help plan and write your persuasive paragraph. Strong persuasive writers make a claim, give clear reasons, support their ideas, and wrap it all up like a pro!

FOLLOW THESE STEPS!

✓ **Step 1: Make Your Claim**

Write a strong opening sentence that clearly states your answer to the Would You Rather question.

Example: I would rather live in a treehouse than on a boat because I love nature and dislike water.

✓ **Step 2: Give Your Reasons**

List 2-3 strong reasons why you chose your answer. Add examples or explanations for each one.

✓ **Step 3: Use Transitions**

Use words like because, for example, in addition, also, however, even though to connect your ideas and make your writing flow.

✓ **Step 4: Think About the Other Side**

Can you think of why someone might choose the other option? Briefly explain why your choice is still the better one.

Example: Some people might say... But I think...

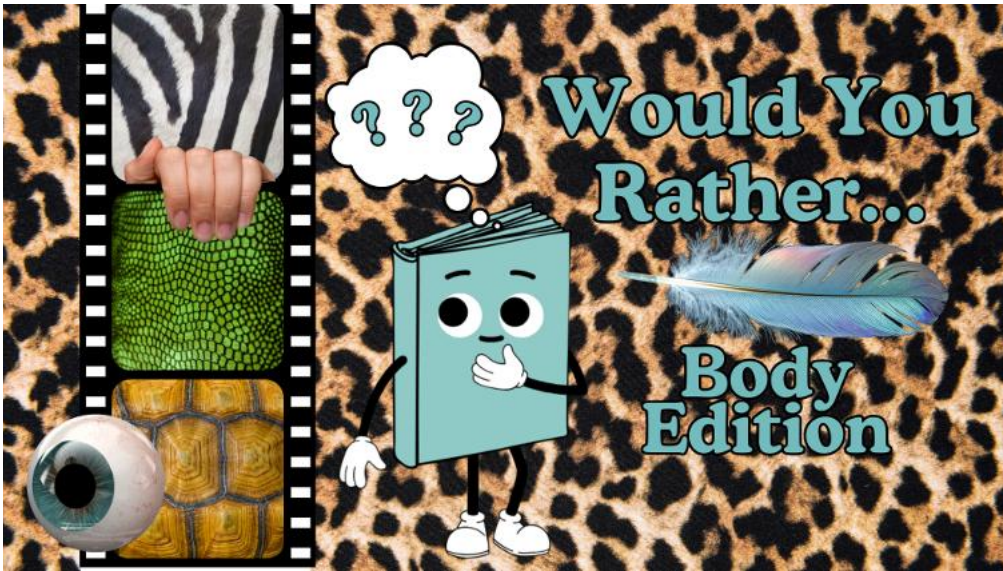
✓ **Step 5: Wrap It Up**

Write a conclusion sentence that restates your choice and leaves the reader convinced.

Example: That's why I would definitely rather live in a treehouse!

WOULD YOU RATHER?

Name: _____



VIDEO



Video Link

Directions: As you watch the video, circle your preferred choice and then follow the physical cue on screen!

1. Would you rather cough bubbles or burp confetti?
2. Would you rather be covered in feathers or scales?
3. Would you rather be super strong or super fast?
4. Would you rather have a tail like a monkey or ears like a bunny?
5. Would you rather have eyes in the back of your head or taste food with your finger?
6. Would you rather have leopard print or zebra print skin?
7. Would you rather have wings or gills?
8. Would you rather have Go-Go Gadget Arms or wheels for feet?
9. Would you rather stub your toe or bite your tongue?
10. Would you rather be able to dunk a basketball or do the splits?


Respond: Which would you rather match up do you have the strongest feelings about? Why?

Name: _____


Date: _____

BODY EDITION

Would You Rather... be super strong or super fast?



Use this space to brain-dump ideas, list reasons, or otherwise plan your response.



Large empty rectangular box for writing a response.

Series of horizontal lines for writing.

▼ Rubric


Task	0	1	2
Follows the prompt and stays on topic			
Uses correct grammar/capitalization/punctuation			
Thoughts are clearly presented and easy to follow			
Length is appropriate			
Format is correct (letter, fiction story, news article, diary entry, etc.)			
Total Points = ___/10			

Comments:

Name: _____

Date: _____

BODY EDITION



Would You Rather...

have eyes in the back of your head or taste food with your finger?

Use this space to brain-dump ideas, list reasons, or otherwise plan your response.



▼ Rubric


Task	0	1	2
Follows the prompt and stays on topic			
Uses correct grammar/capitalization/punctuation			
Thoughts are clearly presented and easy to follow			
Length is appropriate			
Format is correct (letter, fiction story, news article, diary entry, etc.)			
Total Points = ___/10			

Comments:

Name: _____

Date: _____


BODY EDITION



Would You Rather...

have leopard print or zebra print skin?

Use this space to brain-dump ideas, list reasons, or otherwise plan your response.



Handwriting practice lines consisting of multiple horizontal lines for writing.

▼ Rubric

Task	0	1	2
Follows the prompt and stays on topic			
Uses correct grammar/capitalization/punctuation			
Thoughts are clearly presented and easy to follow			
Length is appropriate			
Format is correct (letter, fiction story, news article, diary entry, etc.)			
Total Points = ___/10			


Comments:

Name: _____

Date: _____

BODY EDITION

Would You Rather... have wings or gills?



Use this space to brain-dump ideas, list reasons, or otherwise plan your response.

[Large empty rectangular box for writing]

[Series of horizontal lines for writing]

▼ Rubric

Task	0	1	2
Follows the prompt and stays on topic			
Uses correct grammar/capitalization/punctuation			
Thoughts are clearly presented and easy to follow			
Length is appropriate			
Format is correct (letter, fiction story, news article, diary entry, etc.)			
Total Points = ___/10			

Comments:

Name: _____

Date: _____

BODY EDITION


Would You Rather...

be able to dunk a basketball or do the splits?



Use this space to brain-dump ideas, list reasons, or otherwise plan your response.

Large empty rectangular box for writing a response.



Series of horizontal lines for writing a response.

▼ Rubric

Task	0	1	2
Follows the prompt and stays on topic			
Uses correct grammar/capitalization/punctuation			
Thoughts are clearly presented and easy to follow			
Length is appropriate			
Format is correct (letter, fiction story, news article, diary entry, etc.)			
Total Points = ___/10			

Comments:

COMING SOON

Check back to my store, channel or the membership each month for more Would You Rather Brain Breaks!

TOPIC LINE UP:

- August: Back to School
- September: Sci-Fi and Fantasy
- October: Scary Edition
- November: Sports Edition
- December: Winter Edition
- January: Gross Stuff!
- February: Fun Stuff!
- March: Body Adaptations
- April: Around the World
- May: 100 of ...
- June: Summer Edition



**EACH WOULD YOU RATHER SET
WOULD INCLUDES AN INTERACTIVE
VIDEO AND PRINTABLE WRITING
WORKSHEETS**

WANT MORE??!?

I'VE GOT YOU!

CHECK OUT THESE ADDITIONAL RESOURCES FROM THE WORD NERD!

- Free week of Word Nerd Collaborative Lessons Sample
- Free First Chapter Friday Start Up Kit
- Learning with the Word Nerd YouTube Channel
- More First Chapter Friday Student Engagement Worksheets (over 200!)
- Free Brain Breaks on YouTube

Email me with questions or requests anytime!

WordNerd@amandazieba.com



HAPPY TEACHING!