KC PHOTOGRAPHY

BOUDOIR PREP GUIDE



Consider this your sign to get your Sweeney on.

Soft. Sexy. Confident.
A little bit dangerous.

You don't need to look like her.
You just need to feel like that girl.

www.kaceyphotography.com

THE MISSION

This is about so much more than photos.

Many of us—especially those of us who grew up in the ’90s, 2000s, and 2010s—learned at a young age that our appearance somehow determined our worth.

Maybe it was a comment about what we ate or how our clothes fit. Maybe it was listening to our moms, sisters, or friends criticize their own bodies. Or maybe it was the constant stream of media telling us what we were supposed to look like and what we needed to change.

Those moments may have seemed small, but they added up. Little by little, we learned to compare, criticize, and believe that being worthy meant looking a certain way.

I want to help change that narrative.

Because confidence is something we can rebuild. We can unlearn the things that were never ours to carry and learn to see ourselves with more kindness, grace, and appreciation.

And when we do, the women around us notice. We show our daughters, nieces, sisters, friends, and the younger women watching us that confidence isn't about having a perfect body. It's about knowing you are valuable simply because you are you. Every woman is worthy of love, joy, and confidence—regardless of her age, size, shape, or appearance.

So yes, you're going to get beautiful photographs of yourself. I hope you look at them and think, *Damn, that's me!*

But the photographs are only part of the gift.

The real gift is confidence.

It's walking away seeing yourself a little differently. It's remembering that your body isn't something you need to apologize for. It's giving yourself permission to feel beautiful, take up space, and enjoy the woman you've become.

Let this be the beginning of that for you.

Kacey










YOU'VE SPENT ENOUGH
TIME BEING EVERYTHING
FOR EVERYONE.
BE UNAPOLOGETICALLY YOU.

LET'S TALK OUTFITS

Choosing what to wear for your boudoir session should be fun—not stressful. To help you plan, we've created this guide featuring some of the most popular styles and pieces women choose for their boudoir experience.

You'll find inspiration for everything from lingerie and bodysuits to oversized shirts, sweaters, robes, and more. Throughout the guide, we've included tips on fit, styling, and what to look for depending on the areas you'd love to highlight and the areas you'd prefer to keep a little more covered.

Most of the inspiration images are currently sourced from stock photography and retailers while we build our collection of client and model imagery.

When a specific piece catches your eye, we'll note the retailer and provide search suggestions whenever possible. Keep in mind that styles and inventory change frequently, so a particular item may no longer be available—but the search terms provided can help you find something with a similar look.

BRING MORE THAN YOU THINK YOU'LL NEED

Seriously. Bring the options!

We'd much rather have too many outfits to choose from than not enough. Once you arrive, we'll look through everything together and help you decide what will photograph beautifully and what will make you feel the most confident.

On the next page, you'll find our Top 10 Must-Bring Items—a great place to start when packing for your session.

Beyond those essentials, bring anything that makes you feel beautiful, confident, sexy, or completely yourself. Your favorite pieces don't have to fit into a specific category to belong in your session.

And at the very end of the guide, you'll find a curated list of online retailers where many of our clients shop for boudoir pieces and inspiration.

Most importantly, don't overthink it. You don't have to know exactly what will work. That's part of what we're here for.

DEFINITELY BRING THESE

As mentioned on the previous page, we want you to bring more than you need (min of 5-7 outfits). You do not need to spend a ton of money on your outfits! You'll see here we've pulled a lot from Amazon, Shein, and other inexpensive shops. Most people have a lot more in their closet that can already be used than they realize!

top 10 essentials

1. Bodysuits
2. Matching bra and panty sets or 3pc lingerie sets with stockings
3. Sexy Street Clothes *(like a dress, blazer over lingerie, or a crop top to show underboob and thong)*
4. A Pair of Jeans
5. Something That Represents You or Your Partner's Interests *(jersey, work accessories, button up shirt, sports related accessories, etc.)*
6. An Open Cardigan
7. Something Daring *(extravagant robe, bodystocking, implied nudity, etc.)*
8. Black or White Lace Robe with Matching Bra and Panty Set
9. Off -the-Shoulder Sweater and High Socks or Stockings
10. Skin Colored Thong *(if needed for comfort)* For Nude Shots (or a black thong if you don't have another thong to bring!)

BODYSUITS


Adore Me


Amazon


Fashion Nova


Adore Me


Amazon


Fredrick's

- If you are large chested, make sure the bodysuit has cups or make sure you can hide a nude colored bra/sticky bra underneath, If you lay on your back, we don't want the girls to flop to the sides.
- If you want a snatched waist, consider buying a compressive skims style bodysuit.
- The best bodysuits for boudoir are lace, sheer, solid or embroidered.
- Bodysuits should be high cut and go over the hips to elongate the legs and round out the booty.
- If you have a long torso, the cups and the snaps may not be long enough to fit correctly, and you might want to focus more on the next page!
- If you have a lower belly area that bothers you when wearing high cut bodysuits, look for a lower cut version that provides more coverage. But remember, if you're self conscious about the line (that almost every woman has), we'll be happy to remove it for you. But let us show you what it looks like first, because I think you might find that you might find it sexy too when you feel good!
- Bodysuits also pair VERY well with thigh high boots!

LINGERIE SETS













- For three piece lingerie sets, the garter goes at the smallest part of your waist. If you don't have a "smaller part of your waist" and are more rectangular in shape, I'd skip three piece lingerie sets, as they draw attention to the waist.
- Most sets do NOT include stockings. You'll have to order those separately. Most are one size fits all, and they tend to look best on smaller thighs. Order the queen/plus size versions if you even question if they'll fit correctly!
- If you have a long torso, these are amazing for you because they even out your proportions!
- When deciding on which set to purchase, look for models with similar body types to yours, especially when it comes to your cup size! Some of these look much better on larger cup sizes, and some of them look much better on smaller cup sizes!

BRA + PANTY SETS













- For bra and panty sets, the most important factor is that they fit well and match in color and tone. Sometimes clients will try to mix and match, but that actually takes the focus away from you.
- Many clients bring many different bra and panty sets, especially if they feel comfortable showing off their belly area.
- If you are self conscious about the lower belly area (lots of women have the c-section scar/shelf), look for high waisted sets, and compression is even better!
- If you have a long torso, look for longline style bras with more fabric at the band, under the cups.
- Definitely make sure at least one bra and panty set has a thong for those booty shots, and make sure it is as high cut on the sides as possible too.
- If your thong is cut lower on the butt, like the amazon high waisted set above, it will not work for butt shots.
- Bring an open cardigan, blazer, or linen shirt if you want to cover your belly but sitll wear a cute bra and panty set!

ROBES













- Remember to bring something to go under the robe if you don't want to be nude! We generally suggest to bring something that matches or complements the robe. If you forget, your nipples will show. If you're comfortable going without coverage, don't be afraid to embrace it. You may be surprised by how beautiful and confident these images can feel.
- Long robes are usually preferred over short robes. However, short lace robe and bodysuit sets are fine!
- Silk robes aren't always our first choice for boudoir because they can photograph differently than thicker, more structured fabrics and may cover more skin than we'd like.
- One exception to silk robes is true vintage silk, long robes. The silk is thicker and photographs beautifully. They must be steamed, though! We will not remove wrinkles if you do not take the time to remove them yourself before the session. We do not need a belt for your robe.

BODY STOCKINGS













- Bodystockings are something we never thought of until one of our clients brought one in! They photograph so beautifully. Search for "bodystockings" online to find them. There are tons of different styles! KC actually wore one of these body stockings for her very own boudoir and LOVED it!
- If you are worried about skin bulges, look for one that has tiny cutouts instead of large cutouts.
- One of the other sexiest looks you probably didn't think about is a pair of high waisted pantyhose (with a design) paired with a topless look!

CALVIN KLEIN VIBES













- Definitely bring a pair of jeans! You can go without underwear or wear a low cut pair, as the jeans will likely be unbuttoned.
- Most clients get their Calvin Klein (or Calvin Klein vibe) sets from Amazon.
- We prefer the high cut thong version of the underwear.
- Make sure the sports bra enhances your cleavage and doesn't flatten it. You may want to size up in the bra.
- If you love the jeans idea, but you don't want to show belly, another option is pairing the jeans with a really beautiful bodysuit!

MEN'S + SPORTS WEAR













- If you have a huge size difference between you and your partner, make sure you find something that fits you or is just a little bit oversized, even if that means you need to purchase your own jersey or men's shirt.
- Most clients bring in a partner's dress shirt, flannel, jersey, sweatpants, or favorite t-shirt or sweatshirt (paired with a thong).
- Other ideas include just a tie, things your partner loves (like a golf glove tucked into a thong), your partner's work clothes/accessories, etc.
- Hoodies have also become a favorite—especially when it's his hoodie. Pair it with a beautiful pair of panties for a look that's personal, playful, and effortlessly sexy.

BRIDAL


Adore Me


Pinterest


Frederick's


Amazon


Frederick's


Etsy

- If you are a bride, please bring your veil, jewelry, and wedding shoes!
- Look for outfits with traditional bridal textures: tulle, lace, pearls, and crystals.
- If you want to bring flowers with you, please do so! Wal-Mart is a great spot to pick up flowers for a bouquet!

JUST FOR OUR KC BRIDES

$200 BRIDAL DISCOUNT

A little something extra, just for you.

Whether your wedding was photographed this past weekend or years ago, you'll always have a special place here. As a thank-you for being part of the KC Photography family, all current and past KC brides receive a **$200 bridal discount** toward their boudoir product order during their ordering session.

STORES TO BROWSE

Consider this your curated shopping edit—an elevated collection of boutiques and retailers to inspire your boudoir wardrobe, from timeless and romantic to bold and unapologetically you.

Honey Birdette

Hello LA Girl

Fascinating Nights

Lovegood Lingerie

Moxy Intimates

Bluebella

Hustler Hollywood

Fleur De Mal

Adore Me

Savage X Fenty

Intimissimi

Skims

Yandy

Shein

Victoria's Secret

Fashion Nova

Fredericks of Hollywood

Asos

Cosabella

Agent Provocateur

Popilush

Windsor

La Perla

Gooseberry

Oh La La Cherie

Nasty Gal

Thistle & Spire

Journelle

Anya. Lust

For Love. & Lemons

Skarlett Blue

Lounge

SEARCH TERMS



- boudoir lingerie
- 3-piece lingerie
- bra and panty set
- bodystocking
- bodysuit
- boudoir photoshoot
- cupless bra
- body chain
- high-waisted thong
- longline bra
- stockings
- garter belt
- lingerie with garter
- fishnet
- sheer bodysuit
- sheer dress
- rave clothing for women
- crystal bralette
- lace bralette
- skims bodysuit
- embroidered lingerie
- strappy lingerie
- lace robe
- photoshoot robe
- photoshoot dress
- maternity photoshoot
- high-waisted lingerie
- high-waisted panty
- lace teddy
- bridal boudoir lingerie
- satin slip dress
- mesh bodysuit
- mesh bra
- plus-size lingerie
- thigh-high stockings
- thigh-high socks
- stockings back seam
- satin pajama set
- lace trimmed cami shorts
- off-the-shoulder sweater
- off-the-shoulder sleepwear
- corset
- shapewear bodysuit
- harness lingerie
- crop top
- linen shirt for women
- women’s sports jersey
- sexy dress
- bodycon dress
- crystal bodysuit
- women’s blazer
- tight dress
- off-the-shoulder lace
- body hugging skirt
- high-waisted pencil skirt
- thigh-high slit dress
- dress with cleavage
- boudoir outfits

SPRAY TANS



Maybe you are looking for that summer glow for your boudoir session, but it isn't summer. Or maybe you've spent way too much time laying out all summer and need to even out your tan lines before your session (a must if your tan lines are bad). Or let's be real, maybe you just want to feel super sexy and confident before you take your clothes off. If so, we recommend spray tanning!

Spray Tanning Tips from the pros!

1. Schedule your tan for 2-3 days prior to your session.
2. Schedule all hair removal, mani/pedis, massages, and spa services at least 24 hours prior to your tanning appointment. The tan is the last step in your beauty prep for your session!
3. The week leading up to your session:
    a. make sure to purchase a spray tan safe body wash to use leading up to your tanning appointment. Don't use body washes like Dove, Dial, and Bath and Body Works!
    b. drink lots of water to keep your skin hydrated and smooth from within
4. At least 12 hours prior to your tanning appointment, exfoliate using an exfoliating mitt. In the shower, save your exfoliation for last: wash, shave, exfoliate!
5. Come to the tanning appointment in a dark and loose outfit (preferably covering most of your skin to help with preventing skin to skin contact). Think sweats, a baggy tee and sandals. Leave the bra and sneakers at home!
6. Come free of lotion, deodorant, makeup, and oils.
7. While the tan is developing, don't get wet or sweat. And definitely avoid skin to skin contact until you've rinsed.
8. Your spray tan tech will tell you when to rinse your tan. When this time arrives, use your hand and water only, rubbing every inch of your body down. Do not use soap or hair products.
9. When you rinse, make sure the shower is a quick, not too hot or too cold, and as soon as the water runs clear from the cosmetic bronzer, get out. Pat dry and moisturize with a spray tan safe moisturizer.

Essential tips for

HAIR + MAKEUP



1. Wear a button up or zip up loose fitting top (with no bra) and loose fitting bottoms (with no panties). This will prevent lines. You will be given a robe when you arrive so that we ensure you do not mess up your hair and makeup during outfit changes.
2. Arrive with clean, moisturized skin and clean, dry hair. If you're wearing extensions, please put them in before you arrive, as your glam session is an estimated 90 minutes.
3. Bring any products you desire for makeup (e.g., lip color) and for hair (e.g., product to hold curl).
4. Boudoir makeup is very, very different from your everyday makeup. It's more dramatic and defined to make sure your features pop under professional lighting. The branded hair and makeup look includes loose curls, a dramatic eye with lashes, definition and shaping of the brows, contouring, adjusting color to match the face to the body, and a nude to rosy pink lip.
5. The most important part of your hair and makeup session is communication. Speak up if you have any concerns and want things to be fixed. We promise you won't hurt anyone's feelings by asking for changes. We want you to love how you look, but more importantly, we cannot make changes to hair and makeup in post-production. Those changes must be made in person.

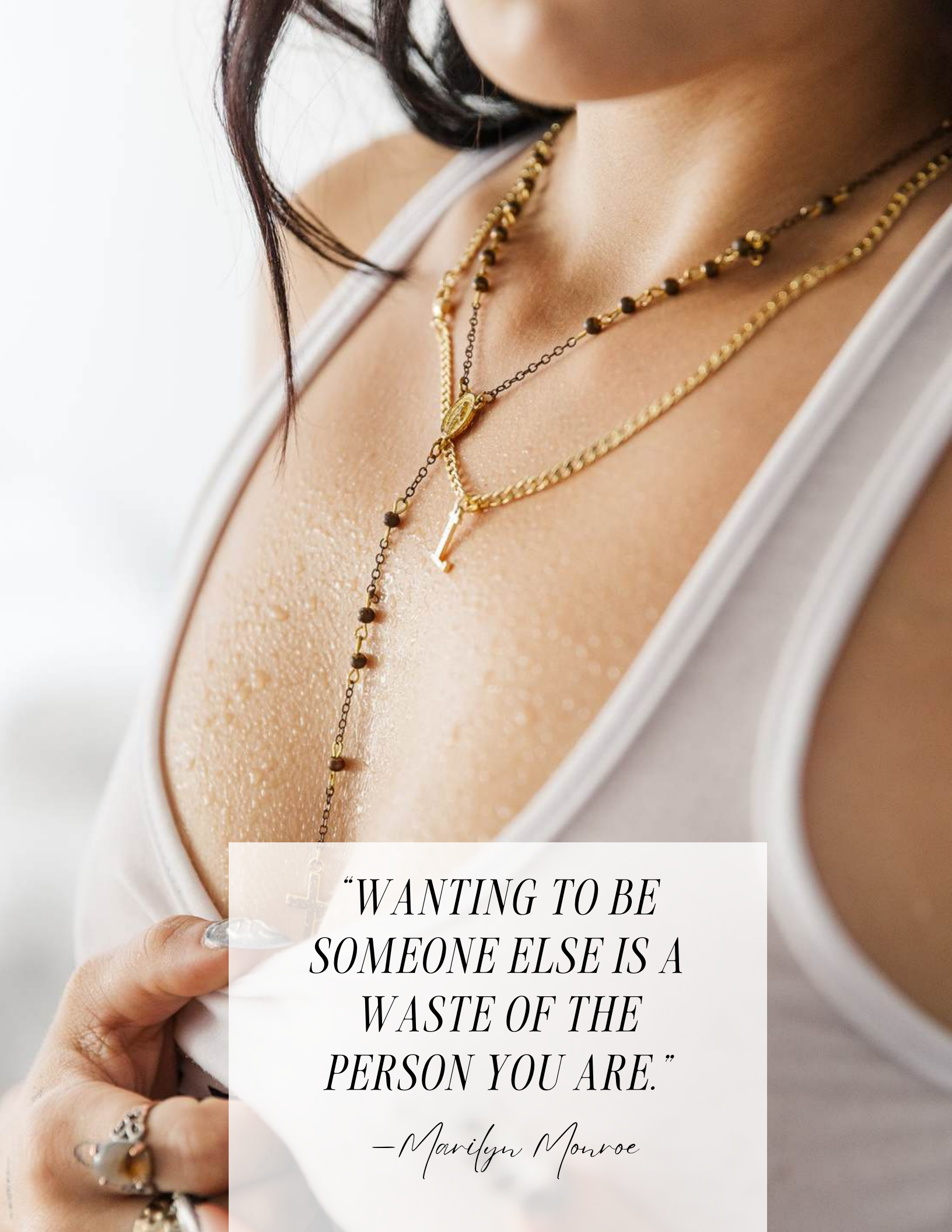

"WANTING TO BE SOMEONE ELSE IS A WASTE OF THE PERSON YOU ARE."

—Marilyn Monroe

PRICING LIST

album collections

the SUITE

20 Custom Retouched Images Presented in a Signature Album

+

All Digital Proofs

$999

the PENTHOUSE

40 Custom Retouched Images Presented in an Art Book with Custom Cover & Case

+

All Digital Proofs

$1999

the PRESIDENTIAL

60 Custom Retouched Images Presented in an Art Book with Custom Cover & Case

+

All Digital Proofs

$2999

the IMPERIAL

Choose any album, and every image from your session will be professionally retouched and beautifully printed in your heirloom album!

+

All Digital Fully Retouched Images

$3999







Digital proofs receive a polished basic edit. Fully retouched images are included with select Collections as noted below.

A LA CARTE *pricing*

BECAUSE SOMETIMES ONE ALBUM JUST ISN'T ENOUGH.

THE ARTWORK

Fine Art Print (5×7) – **$45**

Fine Art Print (8×10) – **$65**

Fine Art Print (11×14) – **$95**

Set of 5 Fine Art Prints (5×7) – **$175**

Metal Print (8×12) – **$175**

Metal Print (16×24) – **$285**

Metal Print (20×30) – **$425**

THE KEEPSAKES

Acrylic Photo Block (4x6) – **$125**

Acrylic Photo Block (5x7) – **$150**

Accordion Tease Book - **$95**

Playing Cards – **$75**

Acrylic Stand For Album - **$50**

Additional Album Spread – **$199**

Add a few beautiful finishing touches to your boudoir experience — from fine art prints and sleek acrylic keepsakes to statement metal artwork, extra images, and few playful surprises.

Curate your collection exactly the way you want it.


Accordion Mini



Playing Cards


Metal Prints


Acrylic Block

FREQUENTLY *asked questions*

What should I wear for my boudoir session?
Bring anything that makes you feel beautiful! Lingerie, bodysuits, oversized sweaters, robes, your partner's shirt, or even something simple and minimal. We'll help you choose outfits that photograph beautifully and flatter your body.

Do I need to know how to pose?
You don't need to know a single pose! Posing is completely guided. We'll show you exactly how to move, where to place your hands, and how to position your body.

Do I have to be comfortable in lingerie?
Absolutely not. Most of our clients are nervous at first! Your session is designed to help you ease into the experience, and we'll guide you every step of the way.

What happens if I'm nervous?
Totally normal! Most women arrive nervous and leave feeling confident. We'll take our time, play music, have some fun, and guide you through every part of your session.

Will my images be edited?
Every image in your proofing gallery receives a polished basic edit. Images selected for your album receive our full professional retouching—enhancing and refining the details while keeping you looking like you.

Will you show my images online?
Only with your explicit permission. Your privacy is incredibly important to us, and you always have the final say in whether your images are shared.

Is hair and makeup included in session fee?
Professional hair and makeup are required for your session and are booked separately from your session fee. Payment of **$199** is made directly to your hair and makeup artist on the day of your session.

Do you photograph all body types?
Yes! Boudoir is for every body! You may not see many women in our portfolio who look exactly like you—and that's intentional. Boudoir is deeply personal, and many of our clients choose to keep their images completely private. We only share images with a signed model release and never expect our clients to share something so intimate. Know that every session is thoughtfully posed, lit, and guided to flatter you. Your experience is about celebrating your body—not comparing it to someone else's.

If your session is a secret, don't forget to bring a change of clothes, makeup wipes, and change your location on your phone!

FAQ *continued...*

How much do clients usually spend?
A minimum product purchase of $799 is required following your session. Your final investment depends entirely on the images and products you choose.

Most clients choose one of our Collections, with the typical investment ranging from **$1,999–$2,999.**

Digital proofs are available exclusively with your Collection purchase and are not available as a standalone purchase.

We accept cash, credit cards, and PayPal, and we also offer flexible payment options, including a **3-month in-house payment plan**, **Affirm**, and **Klarna**.

How does the ordering appointment work?
During your ordering session, you'll see beautiful proofs from your session. Most women quickly realize that narrowing them down is much harder than they expected. Maybe you love 20. Maybe you love 60. Maybe you decide there's absolutely no way you're narrowing them down at all. Our 4 collections are primarily designed around how many photographs you fall in love with, with options for beautiful custom albums, your full gallery of digital proofs, wall art, gifts, and additional retouched images.

Is the studio private?
Your privacy is our priority. When you arrive, simply text us to let us know you're here. Our studio doors remain locked, and we'll personally meet you at the door and bring you inside. If another client is still finishing her session, we'll make sure she is fully covered and comfortable before welcoming you in, so your experience remains private, relaxed, and discreet.

How should I prep for my session?
Drink lots of water the week of your session to help hydrate the skin. Stretch! Modeling is a lot of work, and it'll feel like a deep stretch yoga session. Moisturize your skin. You know your hair the best, so either wash and dry it the day before or day of your session! And pack more outfits than you think you'll need!

The day of your session, eat a good breakfast, but beware of foods that make you bloat! Bring snacks because you'll be with us for up to 4 hours. We will have a drink bar to keep you hydrated. Come to the studio with clean, dry hair and clean, moisturized skin with no makeup.

What is the turnaround time? What if I have a specific deadline?
Our standard turnaround time is up to 4-6 weeks from your ordering session for final delivery of digital images and products. If you have a specific deadline, please contact us as soon as possible to discuss available options, as we also have to work within our lab delivery times.

HOW WILL THE SESSION GO?

90 MINUTES — **GLAM SESSION**

Your hair and makeup artist will create our signature look, featuring soft, loose curls and a beautifully defined makeup look with dramatic eyes and lashes, sculpted brows, subtle contouring, and complexion-enhancing color to create a seamless match from face to body. We'll finish with a soft nude-to-rosy pink lip for an effortlessly polished look.

NEXT 15 MINUTES — **PREP**

After you finish up with hair and makeup, you'll then run to the bathroom before we get started! Once you're back, we'll look through your outfits together and plan the order of what you'll wear throughout the session.

NEXT 90 MINUTES — **PHOTOSHOOT**

You get to experience what it's like to be a real model, coached with posing tips from head to toe, and learning tricks on how to look your best in photos. By the time your session is over, you're probably walking around topless, laughing with the girls, feeling confident, and realizing that this wasn't scary at all but so much fun instead!

LAST 15 MINUTES — **PRODUCT SHOWCASE**

Before you leave, we'll walk you through our beautiful artwork options, explain what happens next, and schedule your private image reveal and ordering appointment.