

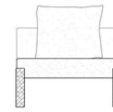
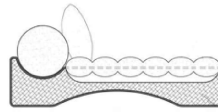
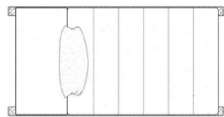
P A R I S I I



ENTITY CHAISE

*PRODUCT SHOWN MAY NOT DEPICT STANDARD OFFERING

TECHNICAL DRAWINGS



DIMENSIONS

MEASUREMENTS ARE APPROXIMATE


Overall Width: 80"
Overall Height: 29"
Overall Depth: 38"

Metal Base: Powder Coated Steel Mesh and Frame
Metal Finish Options: Oil Rubbed Bronze or Gunmetal
COM @ 54" Plain: 14 yards

SH: 18"
SD: 38"
SW: 60"



Oil Rubbed
Bronze



Gunmetal



scroll for detail

A study in suspension, softness, and repose

The Entity Chaise floats with intention. Its base is crafted from woven metal mesh, framed in an oil-rubbed steel outline that gives the piece its architectural clarity. Above, the generously cushioned seat appears to hover—anchored only at the head and foot—creating a sense of suspension and lightness.

At the head of the chaise, a bold cylindrical pillow rests like a soft sculpture. Viewed from the side, it becomes a dramatic circular form, offering both visual punctuation and comfort. The chaise invites rest, reflection, and stillness, enveloping the body in a quiet, cocoon-like embrace.

Designed as a place of pause, the Entity Chaise is where structure meets softness—an expression of calm rendered through contrast and craft.

www.PARISIfurniture.com